






**WEEK 8: May 4-8, 2020**

	Reading	Sight Words	Math	Science/Social Studies
<b>Day 1</b> May 4	<p>Log on to Starfall Click on Learn to Read. Work on number 4 activity ot &amp; og. Have students read the digital story Mox's Shop</p> <p>Listen to your child read their decodable reader daily <b>Jake Made Cake</b></p>	<p>Have fun writing list 7 words in shaving cream!</p>  <p><b>Shaving Cream sight words</b></p> <p><b>Don't forget to send your teacher a picture of your work this week to earn Dojo Points!</b></p>	<p>Log onto Imagine Math for at least 15 minutes through Clever.</p>  <p>Practice counting on to 100 from numbers below using the <b>100 Chart</b>, if needed.</p> <p><b>Count on from 26, 41, 64 and 83</b></p>	<p><b>**DOJO POINTS</b> for the writing and drawing activities.</p> <p><b>SCIENCE</b> - Introduce zoo animals and their sounds at <a href="#">zoo</a> . Discuss the kinds of animals that you see at the zoo. <b>WRITE</b> the names of 4 animals that were in the video. Then, ask your child which 2 animals were in the video that you would NOT see at the zoo (dolphin and whale). We have discussed body coverings in class, so as you view each animal, discuss its body covering.</p> <p>Also, tell your child that animals in the zoo come from forests, jungles, deserts, etc. They are put in the zoo so it is easier for us to visit them.</p>

Day  
2  
May  
5

Listen to the read aloud [Just Me and My Mom](#) by Mercer Mayer



Using a gallon sized plastic bag and a dry erase marker have your child write, spell and say each sight word on list 7



-Money can be saved and spent. Discuss reasons to save money and reasons to spend money.  
-Ask why it is important to try to save money and not spend all we have right away.



-Click the link below [Brain Pop Jr, Saving & Spending](#) Watch the video, complete the easy quiz and play the game.  
-If it does not work, log on to Brain Pop Jr through Clever and search for saving and spending.

SS - Introduce and discuss Cinco de Mayo at [Cinco de Mayo](#). Explain that it was a war to stop the French from ruling over Mexico, or becoming Mexico's "boss." Mexico won, so Mexican-Americans celebrate Cinco de Mayo, the 5th of May, which is when the battle occurred. The battle was called the Battle of Puebla. Notice the culture of their clothes in the video. Have your child tell you the differences in how they dress compared to how we dress in America.




Day  
3  
May  
6

20 minutes of Istation and Lexia




**PULL AND PEEL TWIZZLERS**

Using words from list 8, pull, peel and stretch out twizzlers to create sight words.



Listen to the story [Berenstain Bears Trouble With Money](#) and discuss ways they earned and saved money.



Make a list of things they can around the house to earn money and how much they can earn. Example: Feed the cat earns a quarter. Try to list at least 5 chores/jobs.

**SCIENCE** - Continue discussing zoo animals and their body coverings with [Hide and Seek](#).

**DRAW** and **LABEL** the following animals.

Which animal was the first one you saw that was hiding behind a tree and is super fast?

Which animal was found that was big, brown, and furry and lives in a forest?

What animal was found in the

sea that was spiky?



Day  
4  
May  
7

Log in to Clever > Starfall > Grades 1, 2, 3 > Grade 2-3 English > Build a Simple Sentence (Lets Make A Silly Sentence.)

Before your child ends their sentence, PLEASE HAVE THEM ADD A PREPOSITION AND DESCRIBE WHERE ITS HAPPENING. EX. The spikey horse gallops around the barn!

Circle the beginning capitalization with green and the ending punctuation with red.

Draw a picture to match. Encourage your child to add a setting and lots of details.

### Cup Crash!

Using words from List 7 write words on cups. Your child will read the word on the cup and if your child reads the word correctly, they get to stack it on the counter. Once your child has read all of the words and built a tower, it's time to knock the cups down using a small ball. Repeat as needed.



Make a list of small treats you will like to save your money for. Remember this money will come from helping around the house doing the items you listed yesterday.



Create something to save your money in using materials around the house. Examples: an empty milk jug, a jar, cup, even a ziploc bag. Decorate it however you want and keep in a safe place. Every time you earn money, put it inside and save for something special.

Send a picture to your teacher for a Dojo point.

SCIENCE - Continue discussing and naming zoo animals with [Hide and Seek 2](#).

Ask your child which animal has a long trunk? Which animal hops and has a pouch? What is the baby called in the pouch? Which animal was curled up and had several triangles on it?



**Day**  
**5**  
May  
8

Introduce long I by listening to the letter I song [Letter I Song](#) Talk with your child about the long I sound & short I sound.  
Then have your child log into Starfall click on Learn to Read then play the Long I games on number 8 and read Sky Ride.



Have fun reviewing sight words & dancing to [Sight Words with Jack Hartmann](#) . For a Dojo Point choose 2-3 sight words and create a sentence for each word. Don't forget to draw your picture to match!

Log onto Imagine Math for at least 15 minutes through Clever.



Introduce counting by 10s from any single digit number (1-9) using a [100 Chart](#). They will start on the top row and add 10 more each time they count, going down a column on the 100 chart

Example: If I count by 10s starting at 1, I would say...

1, 11, 21, 31, 41, 51, 61, 71, 81,  
91

*They are familiar with counting by 10s starting with 10, so start with this as practice, if needed.*

**SS - MOTHER'S DAY IS SUNDAY!!**

**I want to thank all the mothers for continuing to support their child's academics at home! I know you have your hands full, but you still love your child and want to support them. Happy mother's day!**

**Listen to [Best Mother](#). Tell your child to list 3 things that they like the most about you.**

